

A thick, blue, wavy line that spans the width of the slide, positioned above the main title.

The National Organ Retrieval Service

Kate Martin

Statistics and Clinical Studies

NHS Blood and Transplant

Overview

- National Organ Retrieval Service (NORS)
 - NORS introduction
 - Current activity
 - Length of retrieval process

NORS introduction

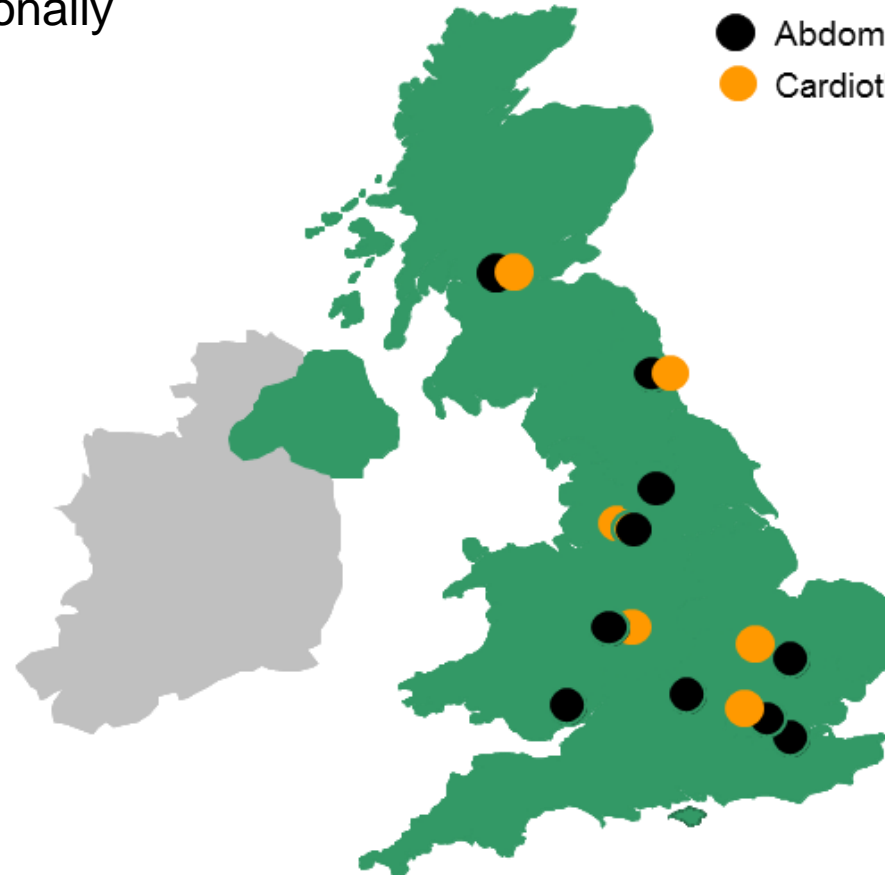
National Organ Retrieval Service

- ODT Commissioning Team commission 10 abdominal and 6 cardiothoracic surgical teams to retrieve organs from deceased donors in the UK
- NORS teams consist of
 - Lead Surgeon and Assistant Surgeon
 - Scrub practitioner
 - Theatre practitioner
- NORS introduced in April 2010
- NORS Review in 2015 aimed to provide a sustainable retrieval service that could cope with unpredictable activity, and meet projected growth

National Organ Retrieval Service

- The NORS review recommended that from April 2016:
 - 7 abdominal teams on call at any time would meet demand
 - 3 cardiothoracic teams should be on call at any time, reduced from 6
 - Teams would attend donors according to closest team first, rather than zonally

10 Abdominal teams:
 (7 on call at any time)
 Birmingham OR Cardiff
 Cambridge
 King's College
 Leeds OR Manchester
 Newcastle
 Oxford OR Royal Free
 Edinburgh



● Abdominal retrieval team
 ● Cardiothoracic organ retrieval team

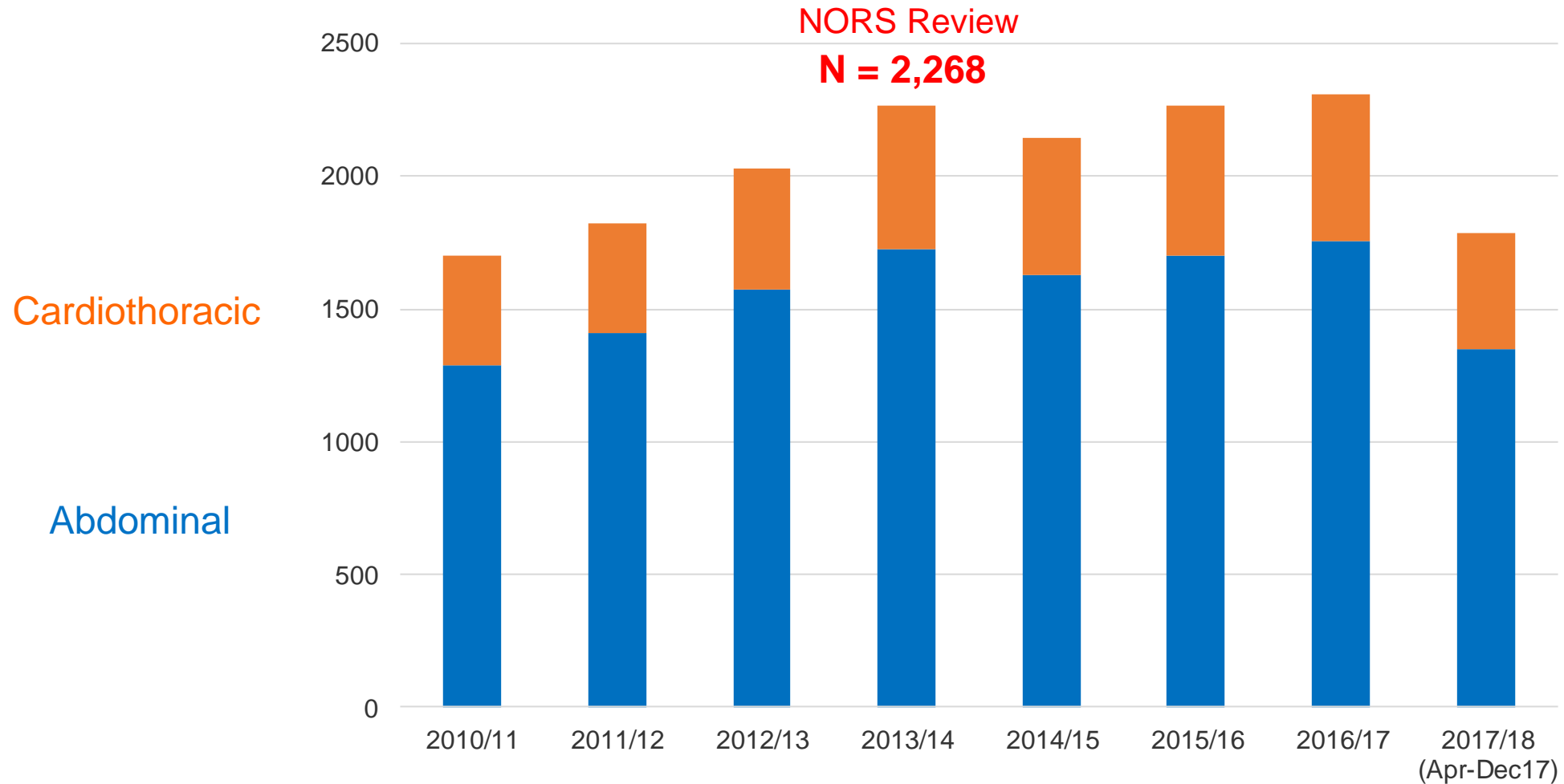
6 Cardiothoracic teams:
 (3 on call at any time)
 Birmingham Manchester
 Harefield OR Papworth
 Newcastle Glasgow

Basic principles

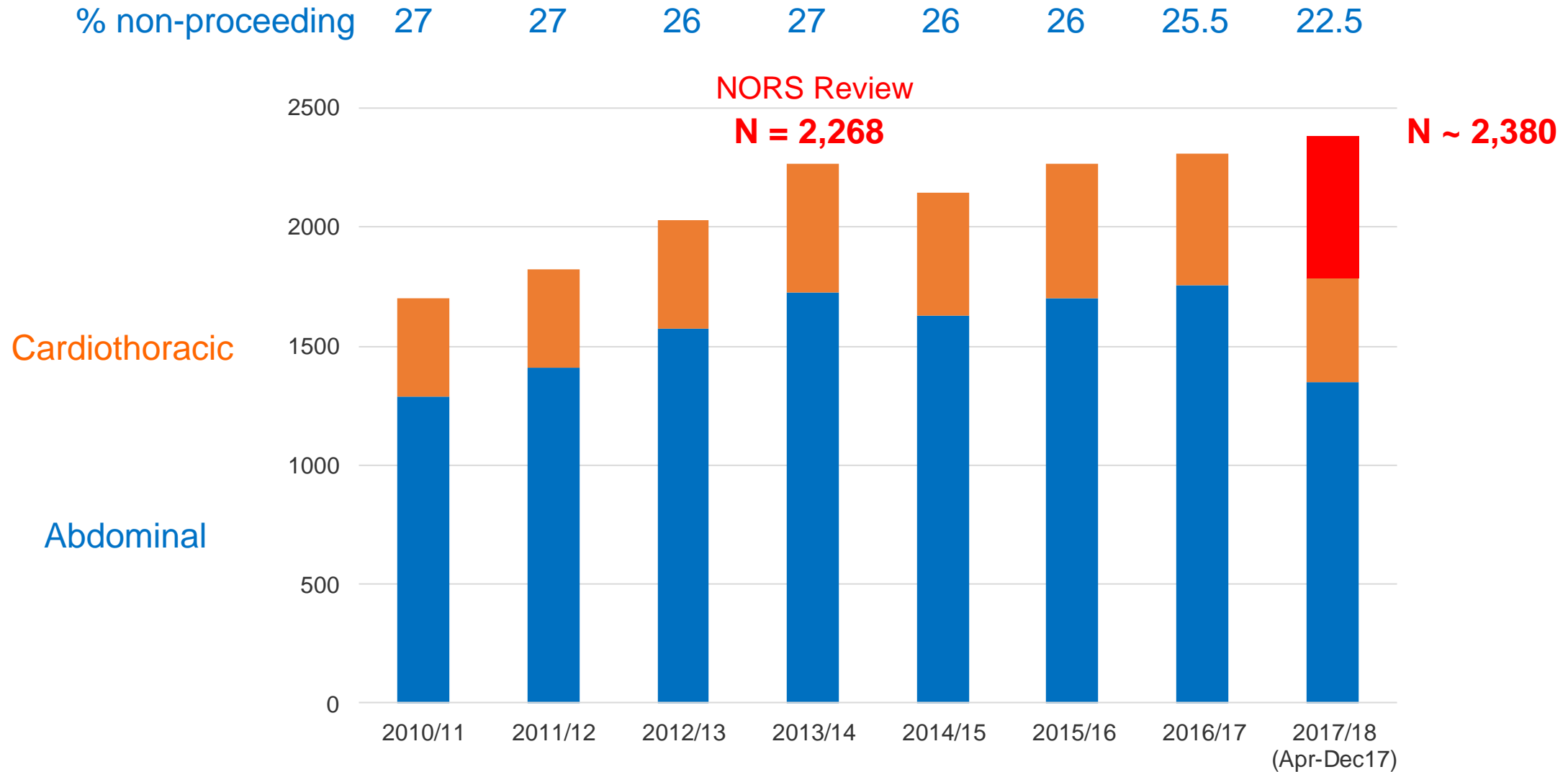
- Improve collaboration between NORS Teams
- Achieve one hour muster and three hour travel times
- Three hour stand down times for abdominal teams
- Even spread of activity across teams
- Be sustainable and have resource for future - to meet demand for Taking Organ Transplantation to 2020 (TOT2020)
- Meet future projected growth

Current activity

Number of donor attendances



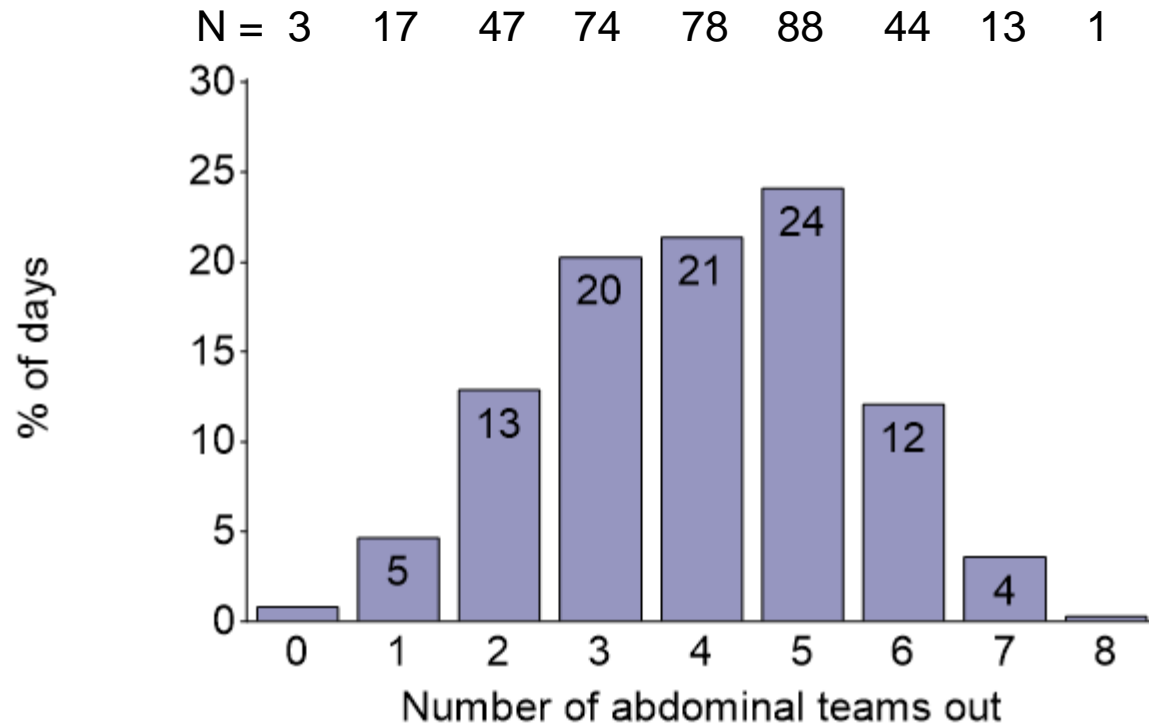
Number of donor attendances



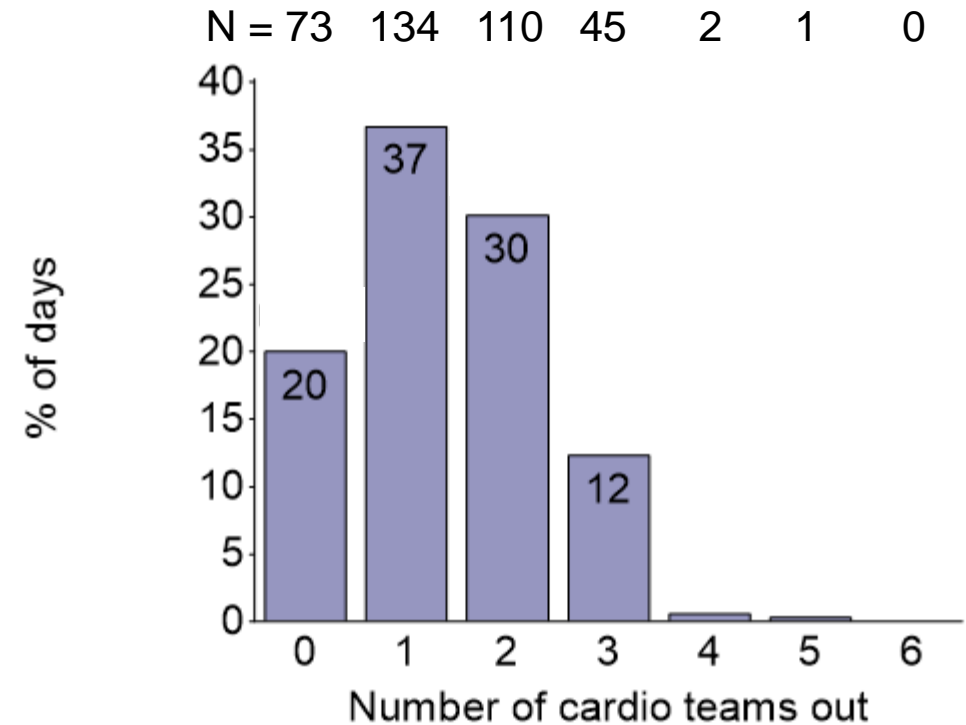
“Busyness” of teams - % of days out

2016/17

Abdominal



Cardiothoracic



Length of retrieval process

Mobilisation time of abdominal team

Mobilisation time = agreed departure time

2013/14

Weekday	Hour																							Total	
	0	1	2	3	4	5	6	7	8	9	10	11	12	13	14	15	16	17	18	19	20	21	22		23
Monday	18	19	11	9	4	15	10	11	6	9	2	3	3	2	3	4	1	4	3	8	8	11	14	16	194
Tuesday	21	26	15	15	9	19	18	16	5	3	4	3	3	4	3	2	9	6	8	11	10	9	17	32	268
Wednesday	14	19	22	28	16	15	16	13	9	9	5	10	3	2	6	2	2	8	12	3	11	20	23	21	289
Thursday	25	14	22	16	9	11	17	15	11	8	4	8	2	3	2	5	8	4	6	10	12	12	11	28	263
Friday	27	31	21	14	8	14	12	15	11	4	5	3	1	2	2	3	4	7	6	6	9	12	18	18	253
Saturday	22	18	16	18	25	13	8	10	15	9	7	4	2	7	3	3	3	3	8	8	12	6	11	24	255
Sunday	13	21	10	14	9	11	11	6	7	10	5	2	4	1	4	1	3	2	4	6	12	17	12	13	198
Total	140	148	117	114	80	98	92	86	64	52	32	33	18	21	23	20	30	34	47	52	74	87	106	152	1720

2015/16

Weekday	Hour																							Total	
	0	1	2	3	4	5	6	7	8	9	10	11	12	13	14	15	16	17	18	19	20	21	22		23
Monday	22	15	7	9	11	10	10	9	18	8	10	3	8	8	0	3	2	1	4	2	8	9	9	14	200
Tuesday	8	15	11	21	15	14	16	10	15	15	12	6	6	2	8	4	7	2	3	1	5	6	11	18	231
Wednesday	14	20	25	26	23	19	12	19	16	10	11	11	6	2	5	7	7	4	4	4	5	10	20	17	297
Thursday	18	20	18	18	23	12	7	23	19	15	8	10	7	4	5	8	6	1	9	2	7	10	15	11	276
Friday	13	14	21	14	12	18	13	18	18	8	14	10	6	6	4	2	2	8	4	6	4	7	12	14	248
Saturday	15	23	15	18	6	17	16	14	14	16	13	10	5	7	5	2	2	2	2	3	7	10	6	14	242
Sunday	9	13	18	11	5	8	8	13	13	13	11	7	8	5	1	0	4	3	7	3	9	4	10	20	203
Total	99	120	115	117	95	98	82	106	113	85	79	57	46	34	28	26	30	21	33	21	45	56	83	108	1697

2016/17

Weekday	Hour																							Total	
	0	1	2	3	4	5	6	7	8	9	10	11	12	13	14	15	16	17	18	19	20	21	22		23
Monday	10	7	13	13	6	13	13	14	15	7	13	3	11	10	8	4	2	1	2	2	5	7	9	4	192
Tuesday	10	22	8	18	12	11	19	13	17	11	14	9	8	11	5	2	3	6	5	4	4	11	10	14	247
Wednesday	13	17	11	22	11	8	20	20	13	11	14	6	13	15	10	5	9	6	5	4	12	7	12	15	279
Thursday	12	19	14	17	19	12	18	21	22	15	16	6	8	6	9	8	7	7	5	4	5	7	6	7	270
Friday	10	15	20	22	18	15	14	17	12	16	6	9	10	5	9	3	7	7	2	6	7	7	9	15	261
Saturday	17	21	17	14	14	19	14	21	22	19	14	15	9	3	5	5	1	7	3	8	7	6	7	8	276
Sunday	16	11	11	9	10	13	14	18	14	10	13	10	6	4	5	6	5	3	4	5	10	3	10	16	226
Total	88	112	94	115	90	91	112	124	115	89	90	58	65	54	51	33	34	37	26	33	50	48	63	79	1751

Mobilisation time of cardiothoracic team

Mobilisation time = agreed departure time

2013/14

Weekday	Hour																							Total	
	0	1	2	3	4	5	6	7	8	9	10	11	12	13	14	15	16	17	18	19	20	21	22		23
Monday	6	4	4	1	3	6	3	2	6	3	2	1	2	1	2	2	1	1	0	1	3	2	3	4	63
Tuesday	4	5	7	7	4	7	7	4	6	3	3	2	1	0	0	1	3	4	1	2	4	2	2	5	84
Wednesday	5	10	5	4	10	11	4	1	9	2	4	4	1	2	1	2	2	0	2	0	3	1	7	4	94
Thursday	7	2	5	11	6	4	3	4	3	6	2	5	2	2	1	1	0	1	3	4	0	5	4	8	89
Friday	4	10	8	8	3	4	4	4	3	2	3	0	1	1	0	2	2	2	1	3	1	2	3	1	72
Saturday	3	1	1	5	7	4	1	4	8	3	2	4	1	1	2	0	3	2	0	2	3	2	2	5	66
Sunday	7	4	7	8	1	6	5	3	1	2	3	1	3	0	0	0	0	1	1	2	1	2	3	6	67
Total	36	36	37	44	34	42	27	22	36	21	19	17	11	7	6	8	11	11	8	14	15	16	24	33	535

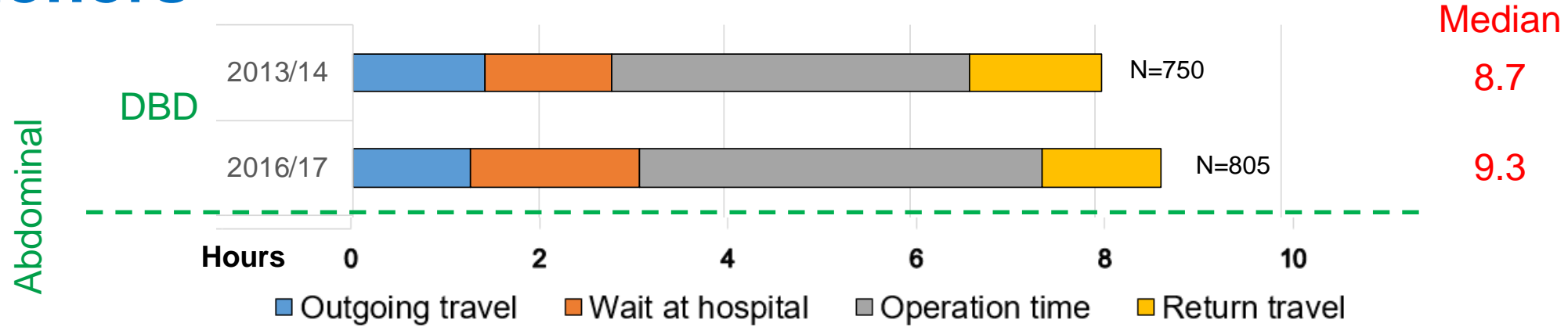
2015/16

Weekday	Hour																							Total	
	0	1	2	3	4	5	6	7	8	9	10	11	12	13	14	15	16	17	18	19	20	21	22		23
Monday	5	6	3	3	5	2	4	6	13	2	2	4	0	3	1	0	2	0	4	3	1	0	3	4	76
Tuesday	3	5	5	3	9	5	6	6	12	6	2	2	4	5	4	0	2	0	3	0	1	2	4	2	91
Wednesday	3	5	6	2	7	5	9	2	8	7	6	5	5	1	0	2	4	0	1	1	1	1	2	6	89
Thursday	3	4	7	5	8	2	3	3	12	8	5	3	2	3	2	2	4	0	2	0	2	3	2	1	86
Friday	3	4	3	5	2	8	5	6	10	4	5	3	4	0	2	1	1	1	2	2	3	1	2	2	79
Saturday	2	2	7	5	3	3	3	7	8	0	3	5	1	3	1	3	0	0	2	1	1	6	3	1	70
Sunday	1	4	4	3	0	1	4	5	6	5	7	9	3	3	0	1	0	2	2	1	0	2	4	2	69
Total	20	30	35	26	34	26	34	35	69	32	30	31	19	18	10	9	13	3	16	8	9	15	20	18	560

2016/17

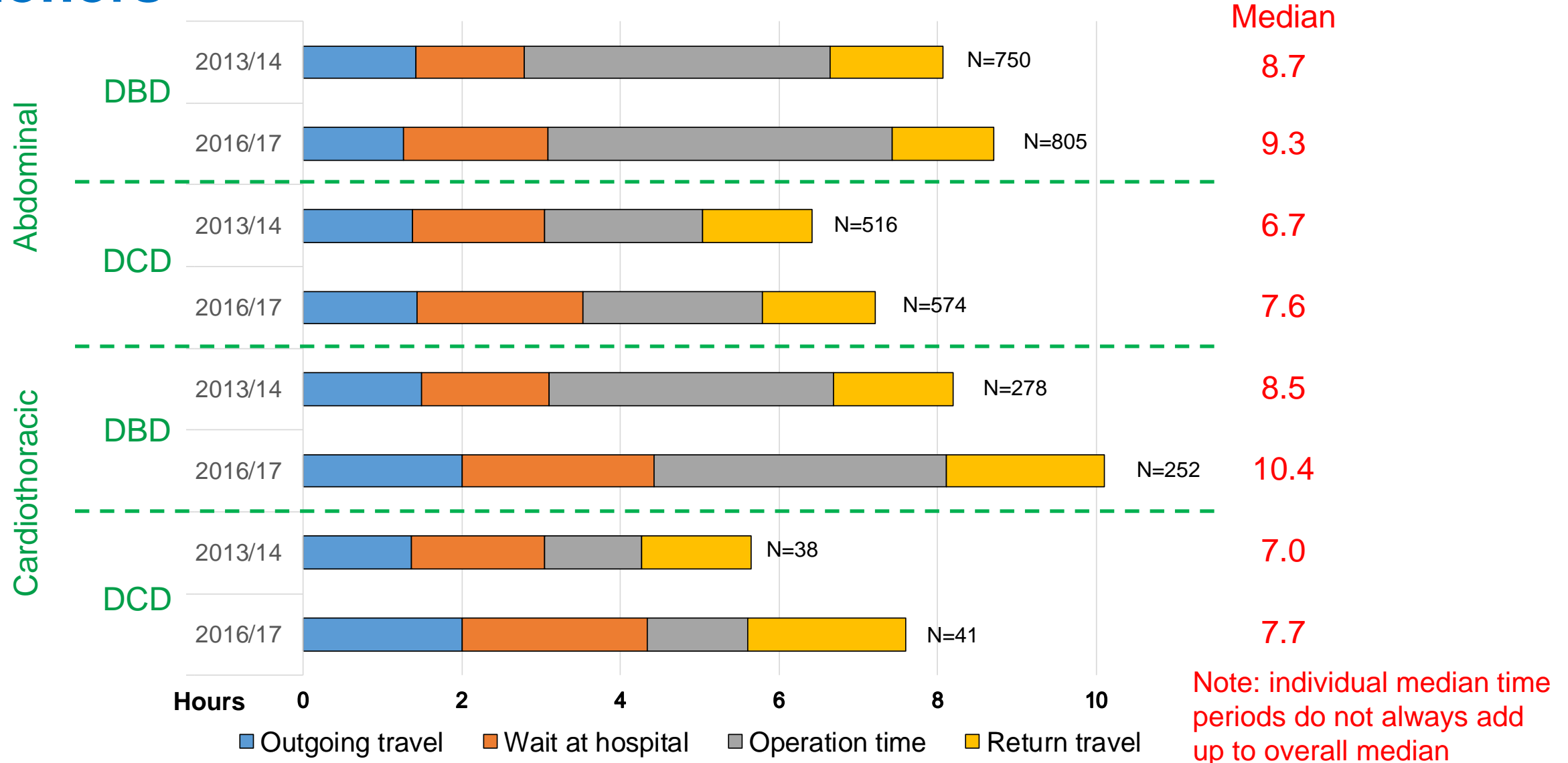
Weekday	Hour																							Total	
	0	1	2	3	4	5	6	7	8	9	10	11	12	13	14	15	16	17	18	19	20	21	22		23
Monday	2	0	6	4	4	4	3	7	8	4	1	4	4	5	4	0	0	2	0	1	3	4	3	0	73
Tuesday	5	2	0	7	0	4	4	4	5	9	2	4	4	4	4	0	2	2	3	1	3	2	4	1	76
Wednesday	3	4	4	6	6	1	5	4	5	6	4	8	5	5	3	4	0	3	4	2	1	3	2	5	93
Thursday	3	3	5	2	2	5	3	8	8	5	8	1	5	3	2	7	2	4	2	1	1	1	0	0	81
Friday	3	2	6	6	4	7	6	1	5	6	3	3	1	3	2	2	5	2	2	1	2	1	0	2	75
Saturday	5	4	2	3	1	6	9	4	11	5	5	6	1	3	1	0	2	1	1	2	1	1	0	1	75
Sunday	2	6	3	3	4	2	3	4	8	2	5	2	1	2	2	2	1	1	3	3	2	2	1	3	67
Total	23	21	26	31	21	29	33	32	50	37	28	28	21	25	18	15	12	15	15	11	13	14	10	12	540

Length of retrieval process for proceeding donors

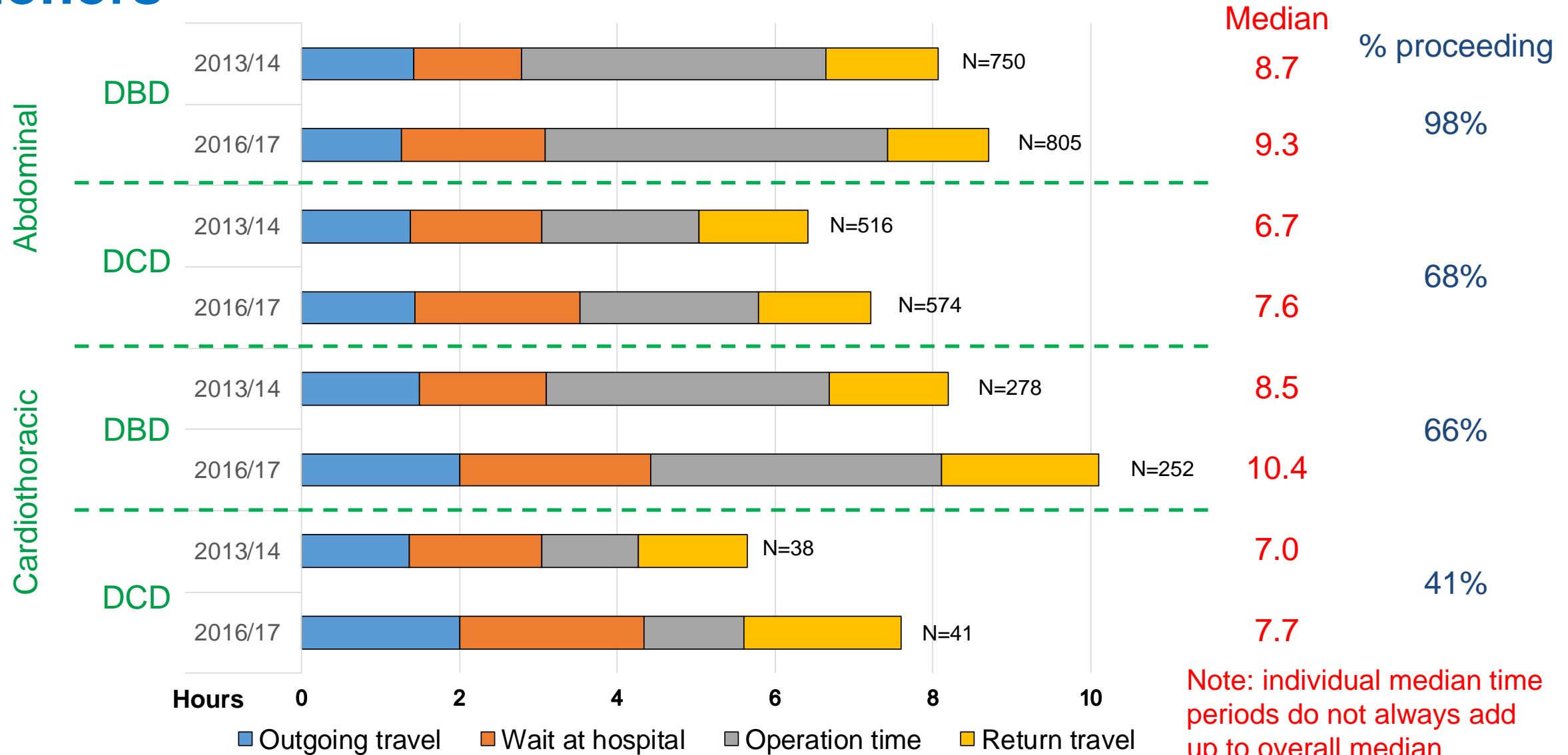


Note: individual median time periods do not always add up to overall median

Length of retrieval process for proceeding donors



Length of retrieval process for proceeding donors

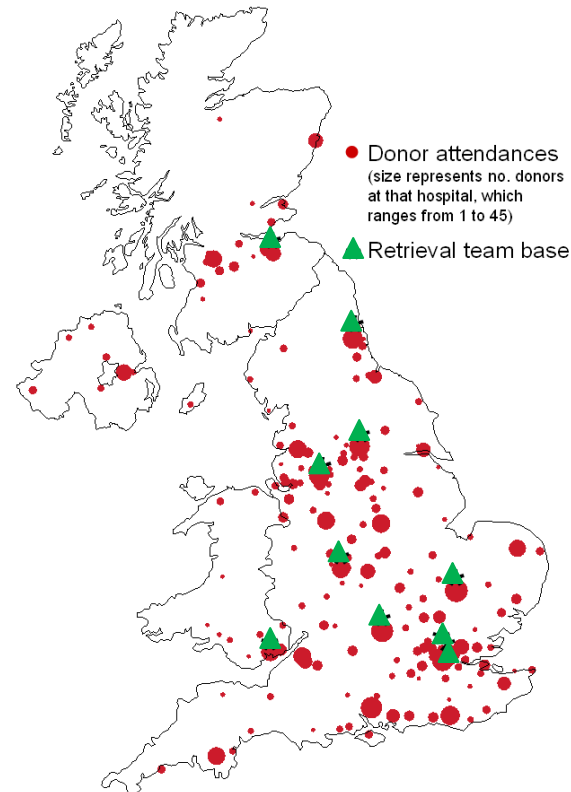


Location and density of proceeding and non-proceeding donors

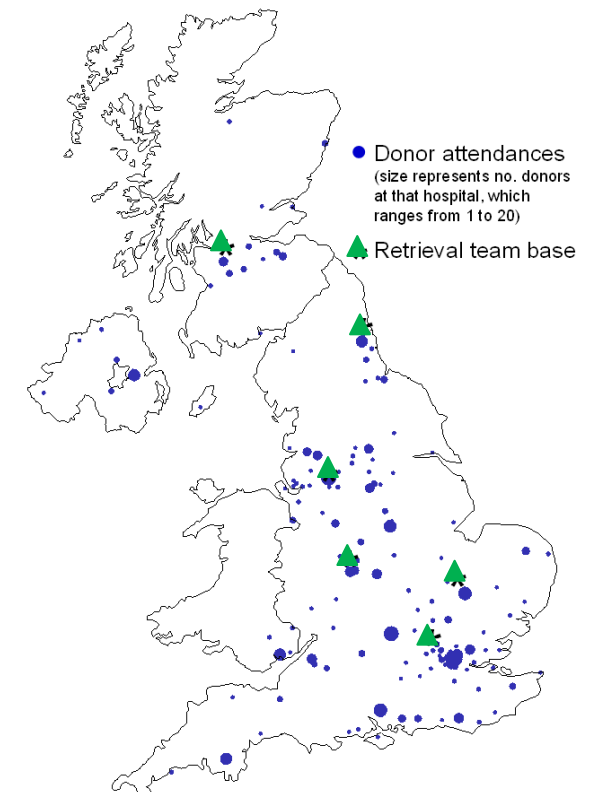
2016/17

- Dots represent location of donor hospitals where a NORS team attended
- Size of dot represents number of donors attended at that hospital
- Team bases match donor activity

Abdominal



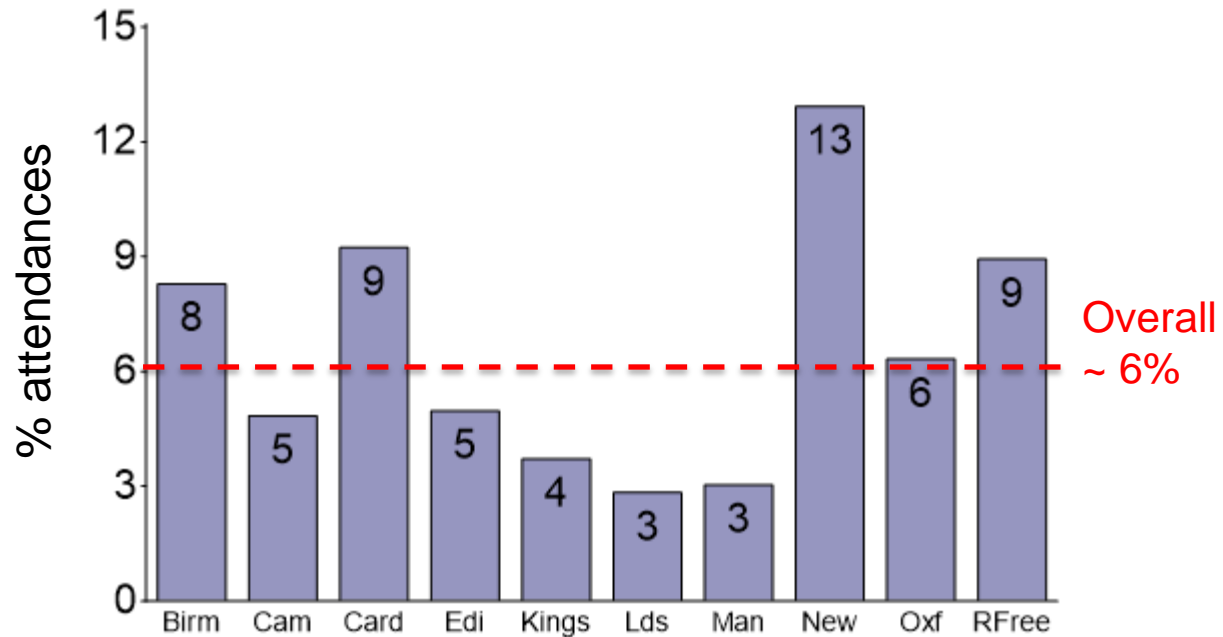
Cardiothoracic



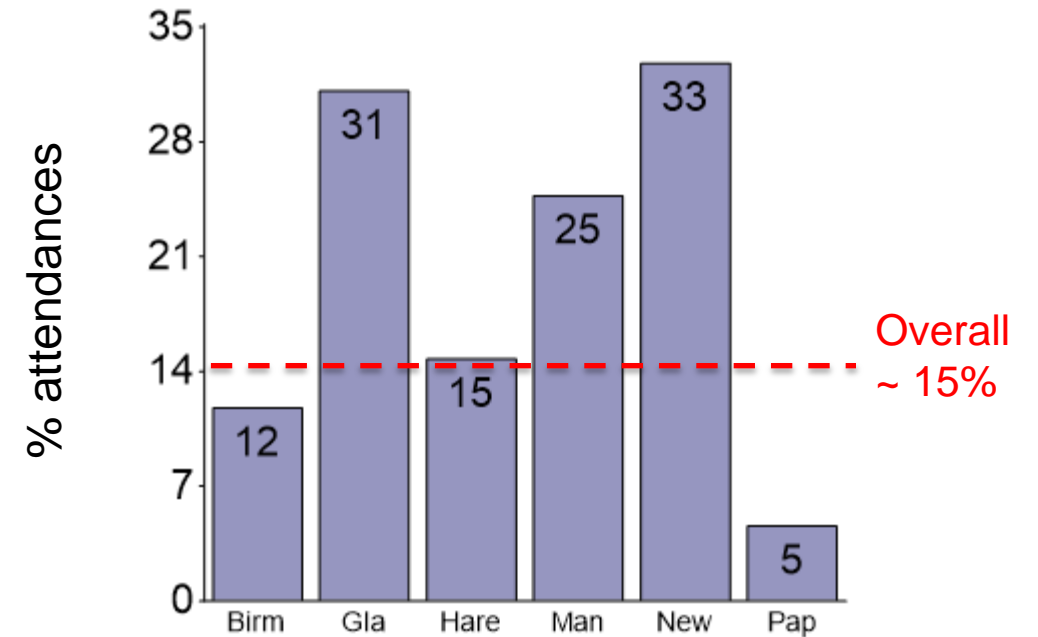
% donor attendances >3hr travel time

2016/17

Abdominal



Cardiothoracic



Summary

- NORS set up in 2010, now over 2,300 donor attendances a year
- Number of attendances has not increased greatly since 2013/14
- % non-proceeding donor attendances has decreased over last 4 years
- Typically 3 – 5 abdominal teams, and 1 – 2 cardiothoracic teams out on any one day
- Teams mobilised later in morning, and length of retrieval process taking longer
- Further developments: Demand and Capacity review, length of donation and retrieval process – where is it getting longer?

Thank You

Acknowledgements: National Retrieval Group and
ODT Commissioning Team

